



### Full Length Article

## Phosphorus Solubilization through Acidified Organic Extract Improved Growth, Yield and Phosphorus Uptake of Maize Grown in Calcareous Soil

Shamaila Noureen<sup>1,2\*</sup>, Muhammad Khalid<sup>1</sup>, Zahir A. Zahir<sup>1</sup> and Muhammad Shahid<sup>3</sup>

<sup>1</sup>Institute of Soil and Environmental Sciences, University of Agriculture Faisalabad-38040, Pakistan

<sup>2</sup>Department of Environmental Sciences & Engineering, Government College University, Faisalabad-38000, Pakistan

<sup>3</sup>Department of Biochemistry, University of Agriculture Faisalabad-38040, Pakistan

\*For correspondence: [shamailanoureen@gcuf.edu.pk](mailto:shamailanoureen@gcuf.edu.pk)

### Abstract

Deficiency of plant available phosphorus (P) is prevailing across the globe. Farming community in Pakistan is also facing the issue of poor availability of P due to high soil pH and calcareous nature of soils resulting in lower P-fertilizer use efficiency (FUE) of expensive fertilizers. Cow manure and elemental sulfur ( $S^0$ ) were bio-augmented with sulfur oxidizing bacteria (SOB) and the resultant solid product was diluted with water to get acidified extract (AE). SOB oxidize  $S^0$  to  $SO_4^{2-}$  and generate sulfuric acid, having the potential to solubilize insoluble P compounds to simple plant available P ( $H_2PO_4^-$  or  $HPO_4^{2-}$ ). Maize was grown in pots with recommended dose ( $82.5 \text{ mg kg}^{-1}$ ) and half ( $41.25 \text{ mg kg}^{-1}$ ) dose of P by using three types of P fertilizers viz., diammonium phosphate (DAP), single superphosphate (SSP) and rock phosphate (RP) with and without 10% acidified extract (AE) at the rate of  $247 \text{ L ha}^{-1}$ . The results revealed that combined use of P fertilizers and AE improved growth, yield and related traits and P uptake of maize compared to alone application of P fertilizers. Combined application of DAP with AE proven to be most significant followed by SSP and RP, each with AE, respectively. DAP and AE improved dry shoot biomass, spade value, cob length, grains per cob and P uptake in shoots by 57.45, 12.96, 57.39, 74.56 and 92.42% over sole application of DAP, respectively. In conclusion, combined application of DAP and AE was advantageous in improving P acquisition and maize productivity. © 2019 Friends Science Publishers

**Keywords:** Sulfur oxidizing bacteria; Elemental sulfur; Acidulated extract; High pH soils; Phosphorus mobilization

### Introduction

Global boost in human population requires amplified agricultural production and for that, phosphorus (P) availability in the soil is crucial (Cordell *et al.*, 2009; Gilbert, 2009). It is an essential macronutrient for plant growth (Sharma *et al.*, 2011; Satyaprakash *et al.*, 2017) due to its involvement in many plant processes such as carbon metabolism, photosynthesis, membrane formation (Wu-Wong *et al.*, 2006) as well as in the transfer and storage of energy (Griffith and Ryan, 1999). It is an important part of “DNA” and structural component of many phosphoproteins, co-enzymes and phospholipids (Juneja *et al.*, 2013; Yang *et al.*, 2017). Additionally, P has a vital influence on root elongation, propagation (Borch *et al.*, 1999) and maintenance of root architecture (Williamson *et al.*, 2001), seed formation and ordinary crop maturity. Poor P bio-availability and mobility in soil (Elser *et al.*, 2007; Chen *et al.*, 2008) is the prime cause of 30–40% reduction in crop yield (Vance *et al.*, 2003). In calcareous soils, main reason behind the limited availability of P is calcium carbonate

concentration which serves as a sink for phosphate precipitation (Hopkins and Ellsworth, 2005). Although, total soil P contents in Pakistan, are ranging from 163 to  $1050 \text{ mg kg}^{-1}$  that seems to be more than enough (Memon *et al.*, 2011). However, only  $1.0 \text{ mg kg}^{-1}$  is available to plants (Vassilev *et al.*, 2001; Solangi *et al.*, 2006) to cope up optimum crop production.

In order to maximize plant growth and yield, external source of P fertilizers is required. Unfortunately, the overall P fertilizer use efficiency in our country is very low (Vassilev and Vassileva, 2003) and only 10–25% of the applied fertilizer is taken up by plants (Vance, 2001). The rest comes in contact with soil colloids to be converted into insoluble form of tri-calcium phosphate (Dobermann *et al.*, 1998) and becomes unavailable (Gill *et al.*, 2004). Further, the price of P fertilizers, such as DAP and nitrophos, is too high compared to their efficiency. However, rock phosphate is the cheapest source of P which was little used in agriculture sector.

In order to improve the P nutrition for optimum plant growth, a wide range of strategies have been adopted in

alkaline and calcareous soils (Curtin and Syers, 2001). High P fertilizer rates, slow-release fertilizers (Thonar *et al.*, 2017), acid producing fertilizers, sulfur containing fertilizers are used to increase P acquisition efficiency of plants. Apart from this, organic amendments (Mitran *et al.*, 2018), microbial activity (Novo *et al.*, 2018), SOB (Sattar *et al.*, 2017), SOB and phosphate solubilizing bacteria (PSB) (Solanki *et al.*, 2018), acidified fertilizers and acid producing materials (Pedersen *et al.*, 2017) are also promising approaches. These sources can be applied alone or in various combinations to improve P availability to plants. Among the acid producing materials, S<sup>0</sup> is found effective and economical to enhance P solubility and uptake in calcareous soils (Kaplan and Orman, 1998). In soil, SOB oxidize S<sup>0</sup> through biochemical process and produce H<sub>2</sub>SO<sub>4</sub> (Jaggi *et al.*, 2005) which lowers the rhizosphere pH and solubilize CaCO<sub>3</sub> (Cifuentes and Linderman, 1993; Brahim *et al.*, 2017; Andrade *et al.*, 2018) and enhance the nutrient bioavailability especially of P (Deluca *et al.*, 1989). However, low organic matter content in the soil restricts the activity of these microbes as it is required as a food source. Therefore, addition of organic matter can accelerate biological oxidation of elemental sulfur (Chun *et al.*, 2007), reason being, an increase in heterotrophic microbial population that can oxidize S<sup>0</sup> substantially.

Nowadays, combined use of organic matter as a food source with S<sup>0</sup> for heterotrophic SOB is preferred (Sattar *et al.*, 2017). Previously, large quantities of organic matter with S<sup>0</sup> have to be used to attain the required benefits, therefore, making this practice uneconomical for small-scale farmers. Keeping in view the above-mentioned constraints, the study was conducted to formulate an acidified extract from cow manure and S<sup>0</sup>, bio-augmented with SOB. This product was evaluated to enhance the growth, yield and P use efficiency using various P fertilizers in maize.

## Materials and Methods

This pot study was conducted in the wire house of the Institute of Soil and Environmental Sciences (ISES), University of Agriculture, Faisalabad-Pakistan. Soil was collected from field and was air dried, grounded and then passed through 2 mm sieve. Same soil was analyzed for physico-chemical characteristics prior to sowing *i.e.*, organic matter 0.77%, EC 1.89 dS m<sup>-1</sup>, pH 7.89, total nitrogen 0.085%, available phosphorus 4.5 mg kg<sup>-1</sup>, extractable potassium 82 mg kg<sup>-1</sup> and plant available micronutrients Fe 4.5 mg kg<sup>-1</sup>, Zn 0.51 mg kg<sup>-1</sup> and Mn 0.43 mg kg<sup>-1</sup>.

### Acidified Extract Formulation

Different ecologies were targeted for the isolation of SOB strains. Parameters like pH lowering in minimum time and sulfate ion production in broth were tested to screen the most efficient strains. An acidified product (elemental sulfur

and SOB amended low pH cow dung) with minimum pH was formulated by bio-augmenting selected SOB to S<sup>0</sup> added cow dung. The prepared product was optimized for temperature, moisture, nutritional source and then low pH amendment was finally obtained after 21 days in the presence of most competent SOB isolate ARS-4. The strain ARS-4 was identified from Macrogen (Seoul, Korea) as *Lysinibacillus* spp. through 16S rRNA gene (1351 bp) sequencing which was then deposited in the GenBank database under the accession number MH924824.1. Keeping in view the economical aspect, the formulated solid product was then diluted with water in different ratios (5, 10 and 15%) for soil application (lab incubation study, data not shown in this study) to determine temporal P release pattern. Based on attaining minimum pH and maximum P release in soil, the most economical dilution ratio (10%) was applied to pot grown maize.

### Experimental Design

Seeds of maize hybrid Hycorn were obtained from ICI, Pvt. Ltd., Pakistan. Five seeds were sown in each pot under three sources of P *viz.*, DAP, SSP and RP applied at 100 and 50% of recommended rate with and without 10% AE while AE alone was used for comparison. Moreover, 82.5 mg P kg<sup>-1</sup> were used as 100% recommended rate and 10% AE was applied at the rate of 247 L ha<sup>-1</sup>. The experiment was laid out following completely randomized design (CRD) with three replications. Recommended dose of NK (87.5 and 62.5 mg kg<sup>-1</sup> of soil) was applied by using urea and sulfate of potash (SOP), respectively. The S<sup>0</sup> and SOB amended low pH product was fertigated with tap water at four critical stages of maize as leaf blade formation, stalk formation, cob/husk/tassel formation and grain formation.

### Data Collection

Harvesting of maize was done at physiological maturity. Plant height was measured by using meter rod. Plants were initially sun dried and then in the oven at 70°C till constant weight. Dry shoot biomass and 100-grains weight were determined by using digital electric balance. The cobs were separated from plants and length was measured. For grains per cob determination, the grains were separated from the piths manually and counted.

### Gaseous Exchange Measurements

Gaseous-exchange measurements *i.e.*, photosynthetic rate (A) and transpiration rate (E) were analyzed using CIRAS-3 (PP System, Amesbury, M.A., U.S.A.). Gas exchange was measured from the top third, fully matured leaf of each plants (Fifty days after sowing,). The water use efficiency of plants was calculated as follows:

$$\text{Water use efficiency (WUE)} = \text{Photosynthetic rate (A)} / \text{Transpiration rate (E)}$$

## Phosphorus Analysis in Roots and Shoots of Plants

The plant materials were digested to estimate P following the process of Wolf (1982) and P was calculated by Olsen method (Olsen and Sommers, 1982).

Phosphorus uptake in shoot was calculated as follow:

P uptake in shoots (mg/pot)=P concentration in shoots (%)×Dry matter(mg/pot)/100

## Statistical Analysis

All collected data were subjected to analysis of variance (ANOVA) (Steel *et al.*, 1997) by using Statistix 8.1 software (computer software) and means were compared by Tukey HSD test.

## Results

### Plant Growth Parameters

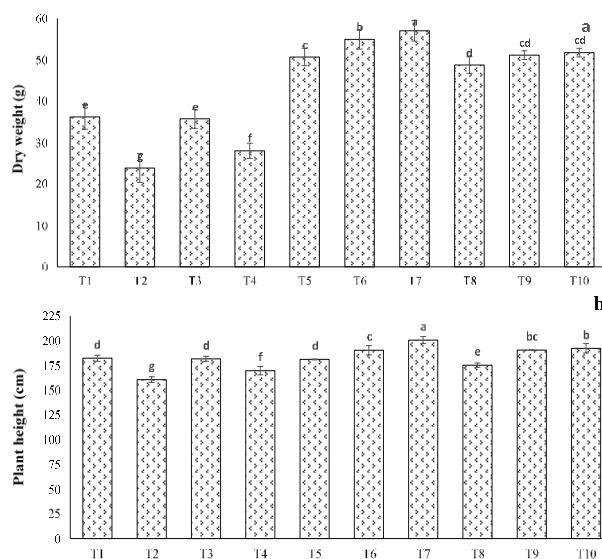
Combined application of acidified extract and recommended dose of P fertilizers significantly enhanced dry biomass and height of maize as compared to their respective controls (Fig. 1a and b). Maximum increase in dry biomass 112.13% was recorded through combined application of AE and RP as compared to separate treatment of RP. Acidified extract along with DAP and SSP showed 57.45 and 53.22% increase in dry biomass than their individual application, respectively.

In case of plant height, maximum value of 200.7 cm was recorded through combined application of AE and recommended dose of P as DAP followed by treatment where half dose of P as DAP and AE were applied. Maximum 100-grains weight of maize was observed in treatments where 100% P was applied as DAP with AE, which differed non-significantly from 100% P as SSP with AE, followed by treatment where 100% P was applied as SSP and RP without AE (Fig. 2).

### Gas Exchange Traits

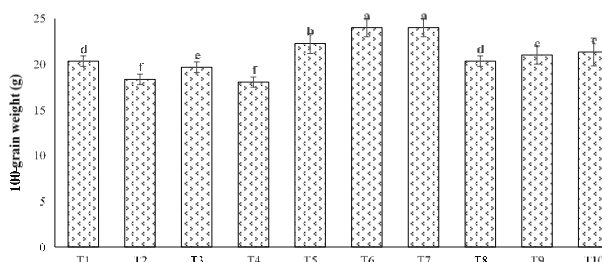
Considerably good results of spade value were recorded from treatments where P fertilizers were applied with AE. The separate application of RP showed minimum result however, combined application of RP and AE showed 22.46% increase in spade value over respective control. The 100% P as DAP and SSP showed 12.96% and 11.72% increase when combined with AE compared to their respective controls (Fig. 3a).

Different treatments of P and AE showed variable response to photosynthetic activity of maize plants (Fig. 3b). Recommended dose of P as DAP along with AE showed maximum photosynthetic activity followed by 100% P as SSP and RP with AE application. The 50% P as DAP, SSP and RP combined with AE showed significant response than their individual application. Acidified extract application along with 100% DAP showed maximum response in transpiration rate ( $2.59 \text{ mmol H}_2\text{O m}^{-2} \text{ s}^{-1}$ ) that differed non-



**Fig. 1:** Dry weight (a) and plant height (b) of maize plant after applying acidified extract and different sources of P

Here T<sub>1</sub>: 100% P as DAP; T<sub>2</sub>: 100% P as RP; T<sub>3</sub>: 100% P as SSP; T<sub>4</sub>: 10% AE; T<sub>5</sub>: 100% P as RP+10% AE; T<sub>6</sub>: 100% P as SSP+10% AE; T<sub>7</sub>: 100% P as DAP+10% AE; T<sub>8</sub>: 50% P as RP+10% AE; T<sub>9</sub>: 50% P as SSP+10% AE; T<sub>10</sub>: 50% P as DAP+10% AE



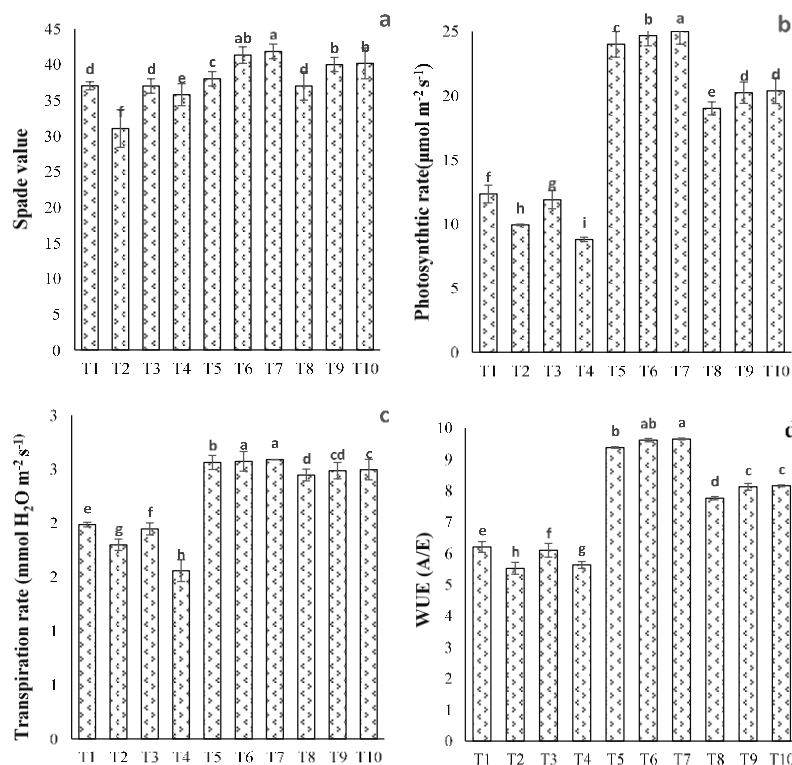
**Fig. 2:** 100-grains weight of maize plant after applying acidified extract and different sources of P

Here T<sub>1</sub>: 100% P as DAP; T<sub>2</sub>: 100% P as RP; T<sub>3</sub>: 100% P as SSP; T<sub>4</sub>: 10% AE; T<sub>5</sub>: 100% P as RP+10% AE; T<sub>6</sub>: 100% P as SSP+10% AE; T<sub>7</sub>: 100% P as DAP+10% AE; T<sub>8</sub>: 50% P as RP+10% AE; T<sub>9</sub>: 50% P as SSP+10% AE; T<sub>10</sub>: 50% P as DAP+10% AE

significantly from AE + 100% P as SSP (Fig. 3c). Combined application of AE and 100% P as RP showed transpiration rate *i.e.*,  $2.56 \text{ mmol H}_2\text{O m}^{-2} \text{ s}^{-1}$ . Data regarding water use efficiency showed that application of AE with recommended dose of P fertilizers significantly boosted the WUE (Fig. 3d). Maximum WUE was recorded where DAP, SSP and RP were applied in combination with AE followed by the treatments, where half of the recommended dose of P fertilizers with AE were applied (Fig. 3d).

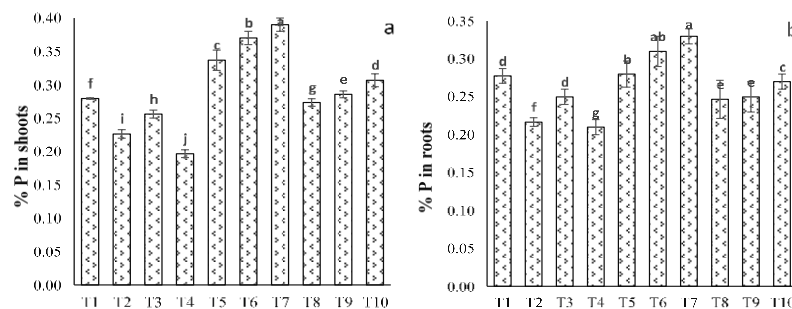
### P Contents in Plant Shoots and Roots

The combined application of AE and P fertilizers significantly improved P contents in maize as compared to sole application of P fertilizers. Maximum P content 42.3% increase in shoot was observed where AE was applied with recommended dose of P as SSP, followed by AE + 100%P



**Fig. 3:** Spade value (a), photosynthetic rate (b), transpiration rate (c), water use efficiency (d) of maize plant after application of acidic extract and different sources of P

Here T<sub>1</sub>: 100% P as DAP; T<sub>2</sub>: 100% P as RP; T<sub>3</sub>: 100% P as SSP; T<sub>4</sub>: 10% AE; T<sub>5</sub>: 100% P as RP+10% AE; T<sub>6</sub>: 100% P as SSP+10% AE; T<sub>7</sub>: 100% P as DAP+10% AE; T<sub>8</sub>: 50% P as RP+10% AE; T<sub>9</sub>: 50% P as SSP+10% AE; T<sub>10</sub>: 50% P as DAP+10% AE



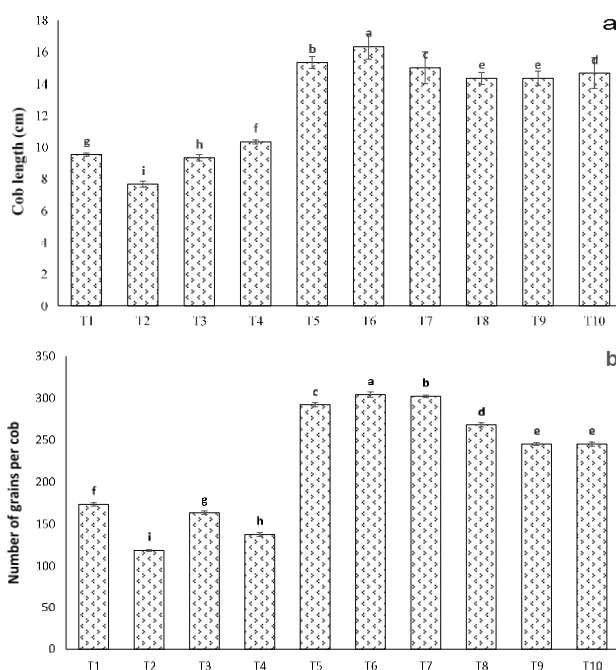
**Fig. 4:** P contents in maize shoot (a) and root (b) after application of acidified extract and different sources of P

Here T<sub>1</sub>: 100% P as DAP; T<sub>2</sub>: 100% P as RP; T<sub>3</sub>: 100% P as SSP; T<sub>4</sub>: 10% AE; T<sub>5</sub>: 100% P as RP+10% AE; T<sub>6</sub>: 100% P as SSP+10% AE; T<sub>7</sub>: 100% P as DAP+10% AE; T<sub>8</sub>: 50% P as RP+10% AE; T<sub>9</sub>: 50% P as SSP+10% AE; T<sub>10</sub>: 50% P as DAP+10% AE

as DAP (39.28%), compared to alone use of SSP and DAP (Fig. 4a). Alone application of acidified extract showed minimum response in P uptake, however, when it was applied with half and full dose of P-fertilizers showed prominent outcomes. In case of P contents in root, treatments where P fertilizers were applied alone showed good results, however, these results increased significantly when AE was applied with P fertilizers. Recommended dose of P as DAP, SSP and RP showed P content as 0.28, 0.25 and 0.22%, respectively whereas when AE was applied with these P fertilizers, P values were observed as 0.33, 0.31 and 0.28% (Fig. 4b).

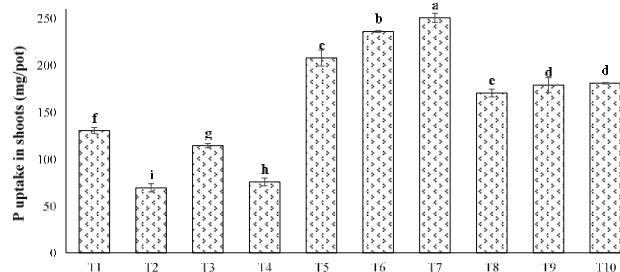
## Yield Parameters

Data regarding cob growth related parameters of maize revealed that acidified extract along with P sources showed statistically significant effect as compared with alone P fertilizers (Fig. 5a). Sole application of DAP and SSP showed 9.53 cm and 9.33 cm cob length, respectively. Application of AE along with DAP and SSP showed 57.39 and 75.02% increase in cob length as compared with DAP and SSP alone, respectively. Almost similar findings were recorded for number of grains per cob where combined application of AE with DAP, SSP and RP showed 74.56,



**Fig. 5:** Cob length (a) and number of grains per cob (b) after application of acidified extract and different sources of P

Here T<sub>1</sub>: 100% P as DAP; T<sub>2</sub>: 100% P as RP; T<sub>3</sub>: 100% P as SSP; T<sub>4</sub>: 10% AE; T<sub>5</sub>: 100% P as RP+10% AE; T<sub>6</sub>: 100% P as SSP+10% AE; T<sub>7</sub>: 100% P as DAP+10% AE; T<sub>8</sub>: 50% P as RP+10% AE; T<sub>9</sub>: 50% P as SSP+10% AE; T<sub>10</sub>: 50% P as DAP+10% AE



**Fig. 6:** P uptake of maize shoot after application of acidic extract and different sources of P

Here T<sub>1</sub>: 100% P as DAP; T<sub>2</sub>: 100% P as RP; T<sub>3</sub>: 100% P as SSP; T<sub>4</sub>: 10% AE; T<sub>5</sub>: 100% P as RP+10% AE; T<sub>6</sub>: 100% P as SSP+10% AE; T<sub>7</sub>: 100% P as DAP+10% AE; T<sub>8</sub>: 50% P as RP+10% AE; T<sub>9</sub>: 50% P as SSP+10% AE; T<sub>10</sub>: 50% P as DAP+10% AE

86.5 and 147% increment over sole DAP, SSP and RP application, respectively (Fig. 5b).

### P Uptake in Shoots (mg/pot)

Statistically significant increase in P uptake by maize shoot was recorded from integrated application of P-fertilizers with AE. Maximum P uptake was observed by combined application of AE and recommended dose of P as DAP, followed by treatments where AE + 100% of P as SSP and RP were applied. These treatments improved P uptake by 92.42, 106.6 and 199.79% over their respective control treatments. Treatments where half dose of P fertilizers with

AE were applied showed better results than alone application of fertilizers (Fig. 6).

### Discussion

Plant vegetative growth reflected the behavior of plants against optimally applied inputs (Tariq *et al.*, 2014). Plant growth and yield attributes were significantly improved where combined AE and P fertilizers were applied than their separate application. It might be attributed to the fact that AE instantly lowers the soil pH by providing it a pH shock (data not shown in this study) that mobilizes P. The same fact was reported by Pedersen *et al.* (2017), the AE induces lowering of pH that ultimately desorbs the locked nutrients especially P to be taken up by plants. Further, the acidification effect can enhance growth promoting effects of the slurry (Amin *et al.*, 1989; Lynch *et al.*, 1991) suppress ammonia volatilization (Fangueiro *et al.*, 2015) while increasing the dissolved nutrients pool (Christensen *et al.*, 2009) which regulate the growth of plants. Phosphorus is involved in leaf expansion, leave growth and root growth whereas, deficiency of P causes reduction of average length of the cell division zone in maize leaves, as well as its deficiency can cause reduction of both cell production and cell division rates (Assuero *et al.*, 2004). Leaf expansion of plants is strongly related to the expansion of epidermal cells and this might be reduced in P-deficient plants because of shrinkage in root network. P deficiency causes lowering of cytosol Pi concentrations which negatively affect the Calvin cycle (Heldt *et al.*, 1977). As a result, level of triose phosphate would reduce and starch would accumulate in leaf while the export of carbohydrates to roots should decrease (Rao and Terry, 1989; Williamson *et al.*, 2001; Wissuwa *et al.*, 2005). This reduction in root growth ultimately effects the plant growth and development. Optimum amount of P enhances the plant height (Maqsood *et al.*, 2001; Ayub *et al.*, 2002), leaves per plant (Krey *et al.*, 2013). Pedersen *et al.* (2017) reported that application of manure slurry acidified with sulfuric acid enhanced P bioavailability and vegetative growth of maize in sandy soil.

Gas exchange traits of maize (transpiration rate, photosynthetic rate, water use efficiency and spade value) were significantly improved after combined application of acidified extract with recommended sources of P fertilizer. Increased supply of P to plant, promotes root growth that substantially results in higher rate of water loss from aerial parts of plant. Increased P facilitates the initiation and growth of roots and increase in root length promotes the uptake of moisture and crucial elements from soil (Singh and Sale, 2000; Zafar *et al.*, 2011). The response may be attributed to role of P in regulation of metabolic pathways in the cytosol and chloroplasts (Woodrow and Rowan, 1979). In vacuolated cells of plants, the vacuole acts as storage pool, and about 85–95% of the total P of the cell is present in the vacuoles as Pi (Lauer *et al.*, 1989). Deficiency of P reduces the carbohydrate translocation to roots which affect

the root architecture and growth which minimize the P uptake in plants (Wissuwa *et al.*, 2005). Due to lower uptake of P, Pi concentration in the stromata of chloroplasts is reduced which strongly affects the photosynthesis and carbon partitioning in the light-dark cycle. The optimum range required for maximum photosynthesis is 2.0–2.5 mM, whereas the concentration below 1.4–1.0 mM strongly inhibits photosynthesis (Heber *et al.*, 1989; Jiang *et al.*, 2007).

The present study revealed that yield related parameters were significantly improved by the combined application of AE and P fertilizers. The resultant peak response under the effect of AE is attributed to the instant localized acidity of rhizosphere by oxidation of S<sup>0</sup> through SOB as well as P-mineral solubilization due to H<sub>2</sub>SO<sub>4</sub> and organic acids production from microbes that improved dissolution of P and then its uptake by plants and accumulation in grains. Extract with P fertilizers showed maximum 100 grain weight (Fig. 2) by virtue of the combined application of P fertilizers and acidified extract that improved P availability at critical plant growth stages. Zhao *et al.* (2010) elaborated that nutrient solubility from mineral surfaces, minerals speciation, eventual bioavailability and movement of the essential nutrients within soil is driven and regulated by the most vital factor *i.e.*, pH. Applied P and its enhanced bioavailability significantly improved the plant growth, confirming the verdict of Hussain *et al.* (2006) and Balochgharayi (2011) that applying P fertilizers is beneficial and wholesome in enhancing all physiological and yield parameters of maize crop as well as cob related parameters. Amanullah *et al.* (2010) advocated the same fact that yield and yield components of maize increased significantly with increase in P contents. They further stated that application P fertilizers to maize crop increased grower's income by enhancing yield and decrease in P concentration can severely reduce the maize yield. Moreover, optimum concentration of P is most important for maximum yield and yield related parameters (Duggul, 1990) *e.g.*, grain weight/cob, cobs/plant and grain rows/cob (Amin *et al.*, 1989) grains/cob (Maqsood *et al.*, 2001) and 1000-grains weight (Toor, 1990).

Maximum P contents in shoot and root were recorded where P fertilizers and AE were applied in combination. AE helps to solubilize the minerals due to H<sub>2</sub>SO<sub>4</sub> and lowering of soil pH simultaneously. Also, the organic acids produced from microbes aids up in dissolving P in soil to be up taken by plants. Siامي *et al.* (2008) and Chaghazardi *et al.* (2014) confirmed these findings that application of acidified materials in soil enhanced the nutrient contents in plants. Oxidation of S<sup>0</sup> results in decreasing soil pH to solubilize the locked nutrients and improve the characteristics of calcareous soil (Ullah *et al.*, 2014; Havlin *et al.*, 2016). Our findings were in line with the observations made by Iqbal *et al.* (2012) that S<sup>0</sup> oxidation cause H<sup>+</sup> production that induces the replacement of metal cations from mineral surfaces such

as iron hydroxide resulting in co-dissolution of other locked and needful nutrients from minerals that are needed by plants as well. Moreover, negative sites for metal complexation are provided due to sulfate production from S<sup>0</sup> oxidation process which are easily accessible to plants roots. Other than this, researchers have also manipulated pH by applying of mineral acids as HNO<sub>3</sub> (Schwertmann *et al.*, 1987), acetic acid (Tessier *et al.*, 1979) and organic acids (citric, gallic and oxalic acids) (Renella *et al.*, 2004; Khalid and Fawy, 2011) to find that addition of acids induce solubilization of carbonates to mobilize the mineral nutrients and add up in buffering the soils (Schwertmann *et al.*, 1987; Besharati, 2017). Kunze (1965) reported that acids help to dissolve the calcium minerals in soil and this solubility further depends upon several factors such as percentage and type of carbonate present and its particle size. The buffer capacity of soil is decreased under the effect of acids, thereby improving the nutrients bioavailability and uptake by plants and improving characteristics of calcareous soils as well (Kayser *et al.*, 2000; Malakouti and Homaei, 2005; Kalich and Golchin, 2008). But, the major disadvantage of adding mineral acids directly to soil is the health hazard, their application can pose. Also, there is a depressive effect on soil respiration that suppresses overall biological activity in the soil as well as microbial biomass (Popovic, 1984).

However, with the advent of a new strategy, also come few limitations. For this approach, the addition of the extract in soil is a time specific requirement. It should be added at peak nutrient requirement of the crop because pH of soil cannot be changed permanently. So, its addition at crucial stages of crop life cycle when there is maximum nutrient requirement would be critical. For attaining maximum benefit from this approach, it would be beneficial to apply the extract frequently with irrigation. Therefore, the application method of this product needs further R&D to make it easier for farmers.

## Conclusion

Application of P fertilizers with acidified extract significantly improved plant growth, gas exchange traits and P uptake in plants than their sole application. The approach is promising in improving P use efficiency and maize productivity, however, multi-sites field trials need to be performed to warrant successful performance in the field.

## Acknowledgements

Authors are very much obliged to Environmental Sciences Lab., Institute of Soil and Environmental Sciences, University of Agriculture, Faisalabad for provision of excellent research facilities. The first author also acknowledges the financial assistance provided by HEC awarded Indigenous Ph.D. fellowship program Phase II Batch II scholarship.

## References

- Amanullah, M. Zakirullah and S.K. Khalil, 2010. Timing and rate of phosphorus application influence maize phenology, yield and profitability in Northwest Pakistan. *Intl. J. Plant Prod.*, 4: 281–292
- Amin, R., M.S. Zia, K.C. Berger and K. Aqil, 1989. Effect of fertilizer rate and phosphorus placement methods on corn production. *Sarhad J. Agric.*, 5: 221–227
- Andrade, J.J.D., F.J.M.D. Oliveira, L.G.M. Pessoa, S.A.D. Santos Nascimento, E.S.D. Souza, G.B. Junior, M.F.A. Miranda, A.C.D. Oliveira and M.B.G.D.S. Freire, 2018. Effects of elemental sulfur associated with gypsum on soil salinity attenuation and sweet sorghum growth under saline water irrigation. *Aust. J. Crop Sci.*, 12: 221–226
- Assuero, S.G., A. Mollier and S. Pellerin, 2004. The decrease in growth of phosphorus-deficient maize leaves is related to a lower cell production. *Plant Cell Environ.*, 27: 887–895
- Ayub, M., M.A. Nadeem, M.S. Sharar and N. Mahmood, 2002. Response of maize (*Zea mays* L.) fodder to different levels of nitrogen and phosphorus. *Asian J. Plant Sci.*, 1: 352–354
- Balochgharayi, H., 2011. Effect of phosphorus fertilizer on chemical and biomass properties of the corn crop. *Master's Thesis*, Univ. Birjand, Birjand
- Besharati, H., 2017. Effects of sulfur application and *Thiobacillus* inoculation on soil nutrient availability, wheat yield and plant nutrient concentration in calcareous soils with different calcium carbonate content. *J. Plant Nutr.*, 40: 447–456
- Borch, K., T.J. Bouma, J.P. Lynch and K.M. Brown, 1999. Ethylene: a regulator of root architectural responses to soil phosphorus availability. *Plant Cell Environ.*, 22: 425–431
- Brahim, S., A. Niess, M. Pflipsen, D. Neuhoff and H. Scherer, 2017. Effect of combined fertilization with rock phosphate and elemental sulphur on yield and nutrient uptake of soybean. *Plant Soil Environ.*, 63: 89–95
- Chaghazardi, A., G. Mohammadi and A.B. Aleagha, 2014. Effect of different levels of sulfur and manure on availability of some microelements in corn hybrid (Single Cross 704). *Curr. Adv. Plant Sci. Res.*, 1: 7–11
- Chen, C.R., L.M. Condrón and Z.H. Xu, 2008. Impacts of grassland afforestation with coniferous trees on soil phosphorous dynamics and associated microbial processes: A review. *For. Ecol. Manage.*, 255: 396–409
- Christensen, M.L., M. Hjorth and K. Keiding, 2009. Characterization of pig slurry with reference to flocculation and separation. *Water Res.*, 43: 773–783
- Chun, S., H. Rai, M. Nishiyama and S. Matsumoto, 2007. Using organic matter with chemical amendments to improve calcareous sodic soil. *Commun. Soil Sci. Plant Anal.*, 38: 205–216
- Cifuentes, F.R. and W.C. Lindemann, 1993. Organic matter stimulation of S<sup>0</sup> oxidation in a calcareous soil. *Soil Sci. Soc. Amer. J.*, 57: 727–731
- Cordell, D., J.O. Drangert and S. White, 2009. The story of phosphorus: global food security and food for thought. *Glob. Environ. Chang.*, 19: 292–305
- Curtin, D. and J.K. Syers, 2001. Lime-induced changes in indices of soil phosphate availability. *Soil Sci. Soc. Amer. J.*, 65: 147–152
- Deluca, T.H., E.Q. Skogley and R.E. Engle, 1989. Band – applied in alkaline calcareous soil. *Biol. Fert. Soils*, 7: 346–350
- Dobermann, A., K.G. Cassman, C.P. Mamaril and J.E. Sheehy, 1998. Management of phosphorus, potassium, and sulfur in intensive, irrigated lowland rice. *Field Crops Res.*, 56: 113–138
- Duggul, M.M., 1990. Response of some new maize genotypes to NPK application. *M.Sc. (Hons.) Thesis*, Univ. Agric., Faisalabad, Pakistan
- Elser, J.J., M.E.S. Bracken, E.E. Cleland, D.S. Gruner, W.S. Harpole, H. Hillebrand, J. Ngai, T.E.W. Seabloom, J.B. Shurin and J.E. Smith, 2007. Global analysis of nitrogen and phosphorous limitation of primary producers in freshwater, marine and terrestrial ecosystems. *Ecol. Lett.*, 10: 1135–1142
- Fangueiro, D., M. Hjorth and F. Gioelli, 2015. Acidification of animal slurry: A review. *J. Environ. Manage.*, 149: 46–56
- Gill, H.S., A. Singh, S.K. Sethi and R.K. Behl, 2004. Phosphorus uptake and use efficiency in different varieties of bread wheat (*Triticum aestivum* L.). *Arch. Agron. Soil Sci.*, 50: 563–572
- Gilbert, N., 2009. Environment: the disappearing nutrient. *Nature*, 461: 716–718
- Griffith, O.H. and M. Ryan, 1999. Bacterial phosphatidylinositol-specific phospholipase C: structure, function, and interaction with lipids. *Biochim. Biophys. Acta (BBA)-Mol. Cell Biol. Lipids*, 1441: 237–254
- Havlin, J.L., S.L. Tisdale, W.L. Nelson and J.D. Beaton, 2016. *Soil Fertility and Fertilizers*, 8<sup>th</sup> edition. McMillon Publishing Company, New York, USA
- Heber, U., J. Viil, S. Neimanis, T. Mimura and K.J. Dietz, 1989. Photoinhibitory damage to chloroplasts under phosphate deficiency and alleviation of deficiency and damage by photorespiratory reactions. *Zeits. Naturforsch. C*, 44: 524–536
- Heldt, H.W., C.J. Chon, D. Maronde, A. Herold, Z.S. Stankovic, D.A. Walker, A. Kraminer, M.R. Kirk and U. Heber, 1977. Role of orthophosphate and other factors in the regulation of starch formation in leaves and isolated chloroplasts. *Plant Physiol.*, 59: 1146–1155
- Hopkins, B. and J. Ellsworth, 2005. Phosphorus availability with alkaline/calcareous soil. In: *Western Nutrient Management Conference*, Vol. 6. Salt Lake City, Utah, USA
- Hussain, N., A.Z. Khan, H. Akbar and S. Akhtar, 2006. Growth factors and yield of maize as influenced by phosphorus and potash fertilization. *Sarhad J. Agric.*, 22: 579–583
- Iqbal, M., M. Puschenreiter, E. Oburger, J. Santner and W.W. Wenzel, 2012. Sulfur aided phytoextraction of Cd and Zn by *Salix smithiana* combined with in situ metal immobilization by gravel sludge and red mud. *Environ. Pollut.*, 170: 222–231
- Jaggi, R.C., M.S. Aulakh and R. Sharma, 2005. Impacts of elemental S applied under various temperature and moisture regimes on pH and available P in acidic, neutral and alkaline soils. *Biol. Fert. Soils*, 41: 52–58
- Jiang, H.M., J.C. Yang and J.F. Zhang, 2007. Effects of external phosphorus on the cell ultrastructure and the chlorophyll content of maize under cadmium and zinc stress. *Environ. Pollut.*, 147: 750–756
- Juneja, A., R.M. Ceballos and G.S. Murthy, 2013. Effects of environmental factors and nutrient availability on the biochemical composition of algae for biofuels production: A review. *Energies*, 6: 4607–4638
- Kalich, S. and A. Golchin, 2008. Improvement of a calcareous and sodium soil through sulfur, organic matter and microorganisms. In: *10<sup>th</sup> Iranian Congress of Soil Science*, Karaj, University of Tehran, Iran
- Kaplan, M. and S. Orman, 1998. Effect of elemental sulfur and sulfur containing waste in a calcareous soil in Turkey. *J. Plant Nutr.*, 1: 1655–1665
- Kayser, A., K. Wenger, A. Keller, W. Attinger, H.R. Felix, S.K. Gupta and R. Schulin, 2000. Enhancement of phytoextraction of Zn, Cd, and Cu from calcareous soil: the use of NTA and sulfur amendments. *Environ. Sci. Technol.*, 34: 1778–1783
- Khalid, H. and H.A. Fawy, 2011. Effect of different levels of humic acids on the nutrient content, plant growth, and soil properties under conditions of salinity. *Soil Water Res.*, 6: 21–29
- Krey, T., N. Vassilev, C. Baum and B. Eichler-Löbermann, 2013. Effects of long-term phosphorus application and plant-growth promoting rhizobacteria on maize phosphorus nutrition under field conditions. *Eur. J. Soil Biol.*, 55: 124–130
- Kunze, G.W., 1965. *Methods of Soil Analysis*, pp: 568–577. Black, C.A. (Ed.). American Society of Agronomy, Madison, Wisconsin, USA
- Lauer, M.J., S.G. Pallardy, D.G. Blevins and D.D. Randall, 1989. Whole leaf carbon exchange characteristics of phosphate deficient soybeans (*Glycine max* L.). *Plant Physiol.*, 91: 848–854
- Lynch, J., A. Läuchli and E. Epstein, 1991. Vegetative growth of the common bean in response to phosphorus nutrition. *Crop Sci.*, 31: 380–387
- Malakouti, M.J. and M. Homaei, 2005. *Fertility of Soils in Arid and Semiarid Areas, Problems and Solutions*. Tarbiatmodares University Press, Tehran, Iran
- Maqsood, M., A.M. Abid, A. Iqbal and M.I. Hussain, 2001. Effect of various rates of nitrogen and phosphorus on growth and yield of maize. *Pak. J. Biol. Sci.*, 1: 19–20

- Memon, M., M.S. Akhtar, K. Suleman and D. Stuben, 2011. Phosphorous forms in the Indus river alluvial and loess, shale and limestone derived residual soil. *Asian J. Chem.*, 23: 1952–1962
- Mitran, T., M. Pabitra, B.P. Kumar and B. Nirmalendu, 2018. Effects of organic amendments on soil physical attributes and aggregate-associated phosphorus under long-term rice-wheat cropping. *Pedosphere*, 28: 823–832
- Novo, L.A.B., P.M.L. Castro, P. Alvarenga and E.F.D. Silva, 2018. Plant growth-promoting rhizobacteria-assisted phytoremediation of mine soils. *Bio-Geotechnol. Mine Site Rehab.*, 2018: 281–295
- Olsen, S.R. and L.E. Sommers, 1982. Phosphorus. In: *Methods of Soil Analysis*, Part 2: *Chemical and Microbiological Properties*, 2<sup>nd</sup> edition, pp: 403–430. Page, A.L. (Ed.). American Society of Agronomy, Madison, Wisconsin, USA
- Pedersen, I.F., G.H. Rubæk and P. Sørensen, 2017. Cattle slurry acidification and application method can improve initial phosphorus availability for maize. *Plant Soil.*, 414: 143–158
- Popovic, B., 1984. Mineralization of carbon and nitrogen in humus from field acidification studies. *For. Ecol. Manage.*, 8: 81–93
- Rao, I.M. and N. Terry, 1989. Leaf phosphate status, photosynthesis, and carbon partitioning in sugar beet: I. Changes in growth, gas exchange and Calvin cycle enzymes. *Plant Physiol.*, 90: 814–819
- Renella, G., I.I. Landi and P. Nannipieri, 2004. Degradation of low molecular weight organic acids complexed with heavy metals in soil. *Geoderma*, 122: 311–315
- Sattar, A., H.N. Asghar, Z.A. Zahir and M. Asghar, 2017. Bioactivation of indigenous and exogenously applied micronutrients through acidified organic amendment for improving yield and biofortification of maize in calcareous soil. *Intl. J. Agric. Biol.*, 19: 1039–1046
- Satyaprakash, M., T. Nikitha, E.U.B. Reddi, B. Sadhana and S.S. Vani, 2017. Phosphorous and phosphate solubilizing bacteria and their role in plant nutrition. *Intl. J. Curr. Microbiol. Appl. Sci.*, 6: 2133–2144
- Schwertmann, U., P. Susser and L. Natsher, 1987. Proton buffer compounds in soil. *J. Plant Nutr. Soil Sci.*, 150: 174–178
- Sharma, S., K. Vijay and R.B. Tripathi, 2011. Isolation of phosphate solubilizing microorganism (PSMs) from soil. *J. Microbiol. Biotechnol. Res.*, 1: 90–95
- Siami, A., H. Besharati and A. Golchin, 2008. Evaluation of sulfur oxidation and its relationship with iron and zinc release in calcareous soils. In: *10<sup>th</sup> Iranian Congress of Soil Science*. Karaj, Univ. Tehran, Iran
- Singh, D.K. and P.W.G. Sale, 2000. Growth and potential conductivity of white clover roots in dry soil with increasing phosphorus supply and defoliation frequency. *Agron. J.*, 92: 868–874
- Solangi, M.A., M. Memon and H.K. Puno, 2002. Assessment of phosphorus in soils of district Shikarpur, Pakistan. *Intl. J. Agric. Biol.*, 4: 565–566
- Solanki, M., B.S. Kundu and K. Nehra, 2018. Molecular diversity of phosphate solubilizing bacteria isolated from the rhizosphere of chickpea, mustard and wheat. *Ann. Agrar. Sci.*, 16: 458–463
- Steel, R.G.D., J.H. Torrie and D.A. Dickey, 1997. *Principles and Procedures of Statistics. A Bio-Metrical Approach*, 3<sup>rd</sup> edition. McGraw Hill, Inc. Book Co. New York, USA
- Tariq, A., S.A. Anjum, M.A. Randhawa, E. Ullah, M. Naeem, R. Qamar, U. Ashraf and M. Nadeem, 2014. Influence of zinc nutrition on growth and yield behaviour of maize (*Zea mays* L.) hybrids. *Amer. J. Plant Sci.*, 5: 2646–2654
- Tessier, A., P.G.C. Campbell and M. Bisson, 1979. Sequential extraction procedure for the speciation of particulate trace metals. *Anal. Chem.*, 51: 844–851
- Thonar, C., J.D.S. Lekfeldt, V. Cozzolino, D. Kundel, M. Kulhánek, C. Mosimann, G. Neumann, A. Piccolo, M. Rex, S. Symanczik, F. Walder, M. Weinmann, A.D. Neergaard and P. Mäder, 2017. Potential of three microbial bio-effectors to promote maize growth and nutrient acquisition from alternative phosphorous fertilizers in contrasting soils. *Chem. Biol. Technol. Agric.*, 4: 2–16
- Toor, S.A., 1990. Effect of NPK application on the growth and yield of new maize genotypes planted in two geometrical pattern. *M.Sc. (Hons.) Thesis*, Univ. Agric., Faisalabad, Pakistan
- Ullah, I., G. Jilani, K.S. Khan, M.S. Akhtar and M. Rasheed, 2014. Sulfur oxidizing bacteria from sulfur rich ecologies exhibit high capability of phosphorous solubilization. *Intl. J. Agric. Biol.*, 16: 550–556
- Vance, C.P., 2001. Symbiotic nitrogen fixation and phosphorus acquisition. Plant nutrition in a world of declining renewable resources. *Plant Physiol.*, 127: 390–397
- Vance, C.P., C. UhdeStone and D.L. Allan, 2003. Phosphorus acquisition and use: critical adaptations by plants for securing a nonrenewable resource. *New Phytol.*, 157: 423–447
- Vassilev, N. and M. Vassileva, 2003. Biotechnological solubilization of rock phosphate on media containing agro-industrial wastes. *Appl. Microbiol. Biotechnol.*, 61: 435–440
- Vassilev, N., M. Vassilev, M. Fenice and F. Federici, 2001. Immobilized cell technology applied in solubilization of insoluble inorganic (rock) phosphate and P plant acquisition. *Bioresour. Technol.*, 79: 263–271
- Wu-Wong, J.R., W. Noonan, J. Ma, D. Dixon, M. Nakane, A.L. Bolin and G.A. Reinhart, 2006. Role of phosphorus and vitamin D analogs in the pathogenesis of vascular calcification. *J. Pharmacol. Exp. Ther.*, 318: 90–98
- Williamson, L.C., S.P. Ribrioux, A.H. Fitter and H.O. Leyser, 2001. Phosphate availability regulates root system architecture in *Arabidopsis*. *Plant Physiol.*, 126: 875–882
- Wissuwa, M., G. Gloria and A.M. Ismail, 2005. Is root growth under phosphorus deficiency affected by source or sink limitations? *J. Exp. Bot.*, 56: 1943–1950
- Wolf, B., 1982. A comprehensive system of leaf analyses and its use for diagnosing crop nutrient status. *Commun. Soil Sci. Plant Anal.*, 13: 1035–1059
- Woodrow, I.E. and K.S. Rowan, 1979. Change of flux of orthophosphate between cellular compartments in ripening tomato fruits in relation to the climacteric rise in respiration. *Aust. J. Plant Physiol.*, 6: 39–46
- Yang, S.Y., T.K. Huang, H.F. Kuo and T.J. Chiou, 2017. Role of vacuoles in phosphorus storage and remobilization. *J. Exp. Bot.*, 68: 3045–3055
- Zafar, M., M.K. Abbasi, N. Rahim, A. Khaliq, A. Shaheen, M. Jamil and M. Shahid, 2011. Influence of integrated phosphorus supply and plant growth promoting rhizobacteria on growth, nodulation, yield and nutrient uptake in *Phaseolus vulgaris*. *Afr. J. Biotechnol.*, 10: 16793–16807
- Zhao, K.L., X.M. Liu, J.M. Xu and H.M. Selim, 2010. Heavy metal contaminations in a soil- rice system: identification of spatial dependence in relation to soil properties of paddy fields. *J. Hazard. Mater.*, 181: 778–787

[Received 07 Aug 2018; Accepted 12 Feb 2019; Published (online) 26 Apr 2019]